

H.R.1 / S.1 – FOR THE PEOPLE ACT

Impact of Select H.R.1 / S.1 Policy Changes on
Black and Brown Political Power



H.R.1 / S.1 is a transformative structural reform package that will build Black and brown political power.

POLICIES WE ANALYZE:



DIVISION A: VOTING

Online Voter Registration

Automatic Voter Registration

Same Day Registration

Eliminating Discriminatory Voter ID

Early Voting

Voting By Mail

Voting Rights Restoration

Provisional Ballots

Banning 'Use it or Lose it' Voter Purges

Washington, D.C. Statehood

Territorial Voting Rights



DIVISION B: CAMPAIGN FINANCE

Small Donor Democracy

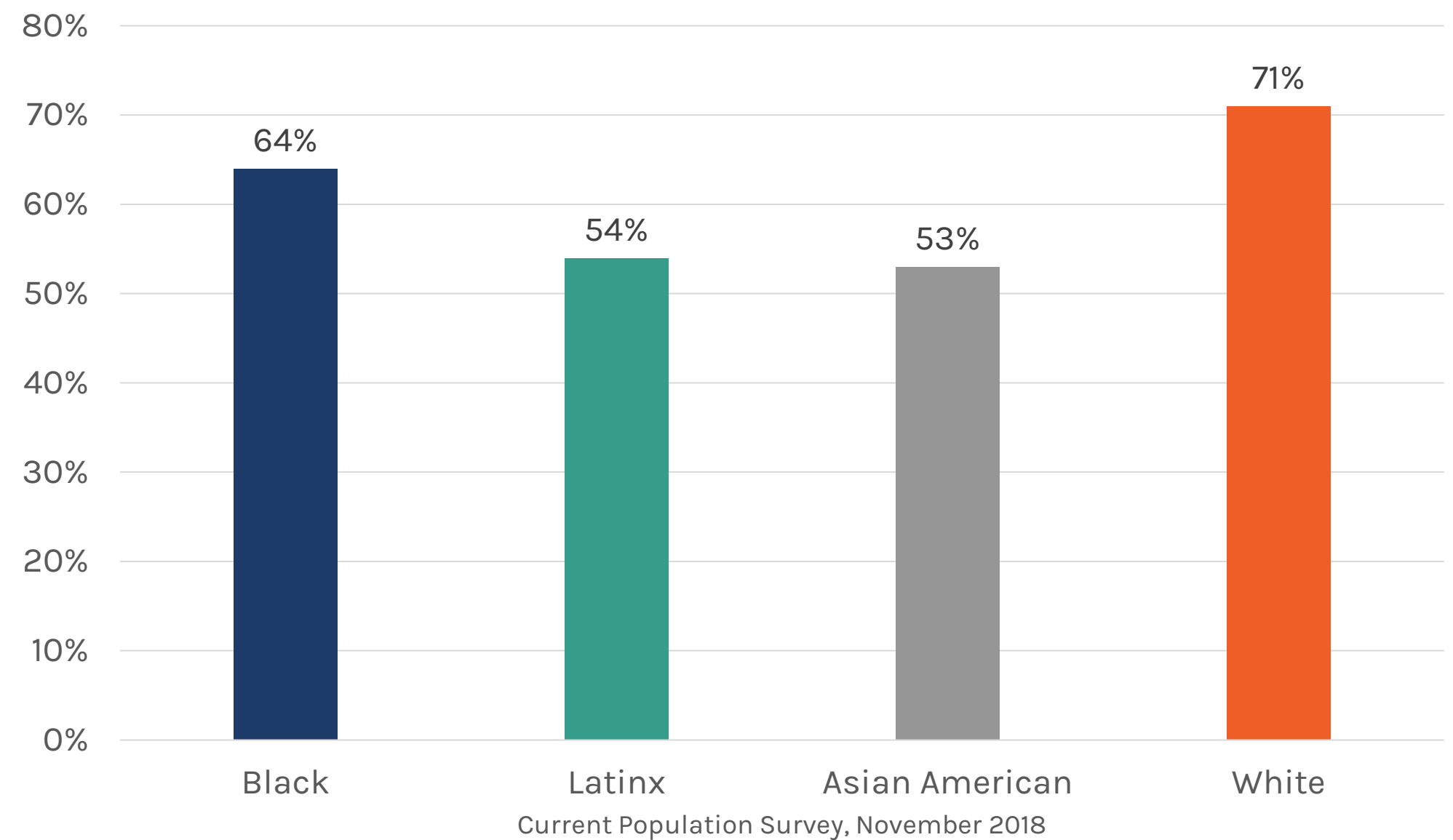
POLICY AREA: VOTER REGISTRATION MODERNIZATION

In 2020, 29% of people who didn't vote cited not being registered as the reason.

NPR / Medill Poll, 2020

Voter registration disproportionately blocks would-be **Black and brown voters** from exercising their fundamental right to vote.

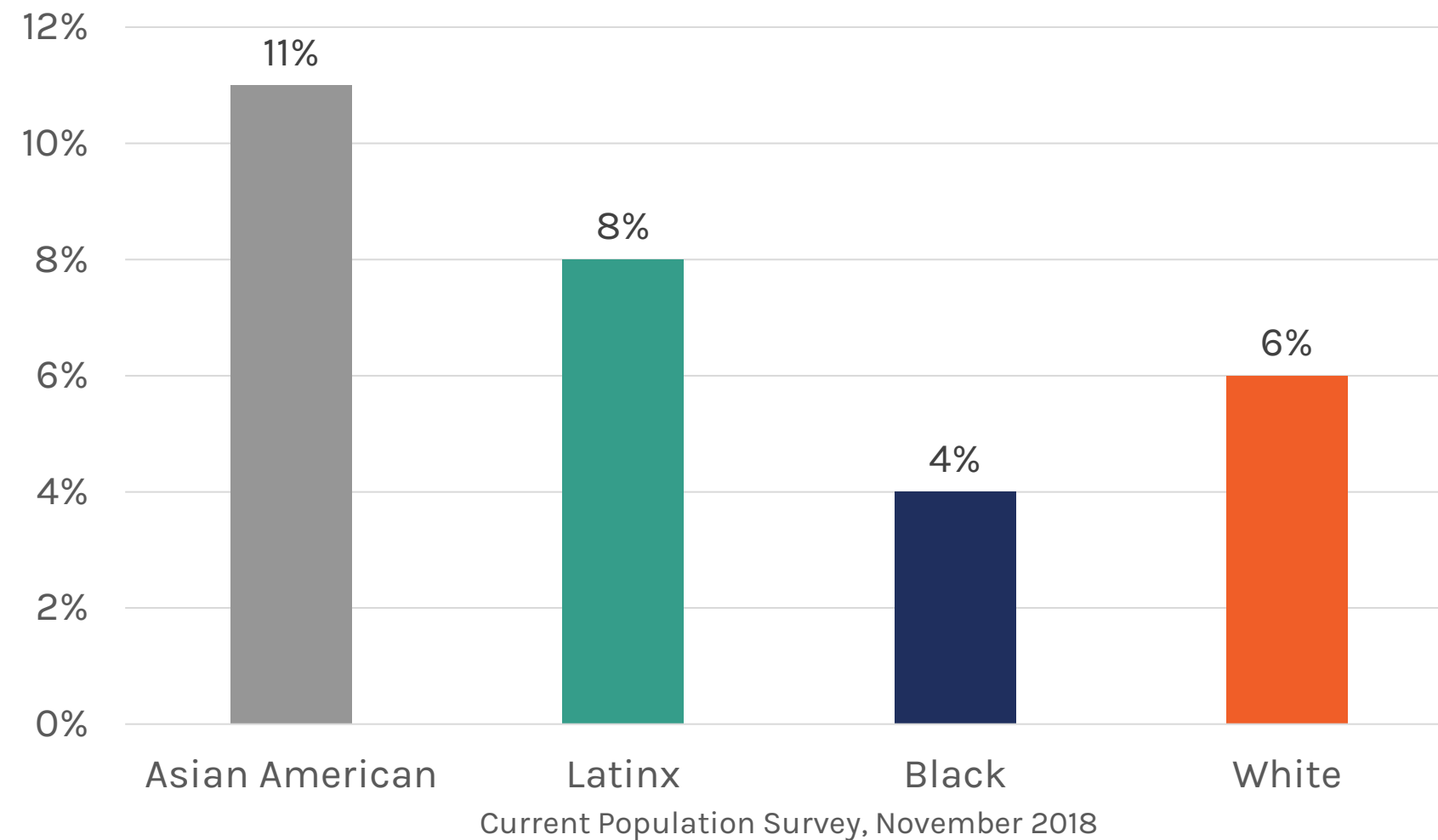
Registration Rates Among Voting Eligible Populations, 2018



ONLINE VOTER REGISTRATION

H.R.1 / S.1 requires that states implement Online Voter Registration (OVR) so voters can register to vote, update or cancel their registrations, and designate a party affiliation easily online

Registered to Vote Online, 2018 Election



1.9 million Asian American and Latinx voters registered to vote online in 2018.

Online Voter Registration can help make registration more accessible to **millions of Americans of color.**

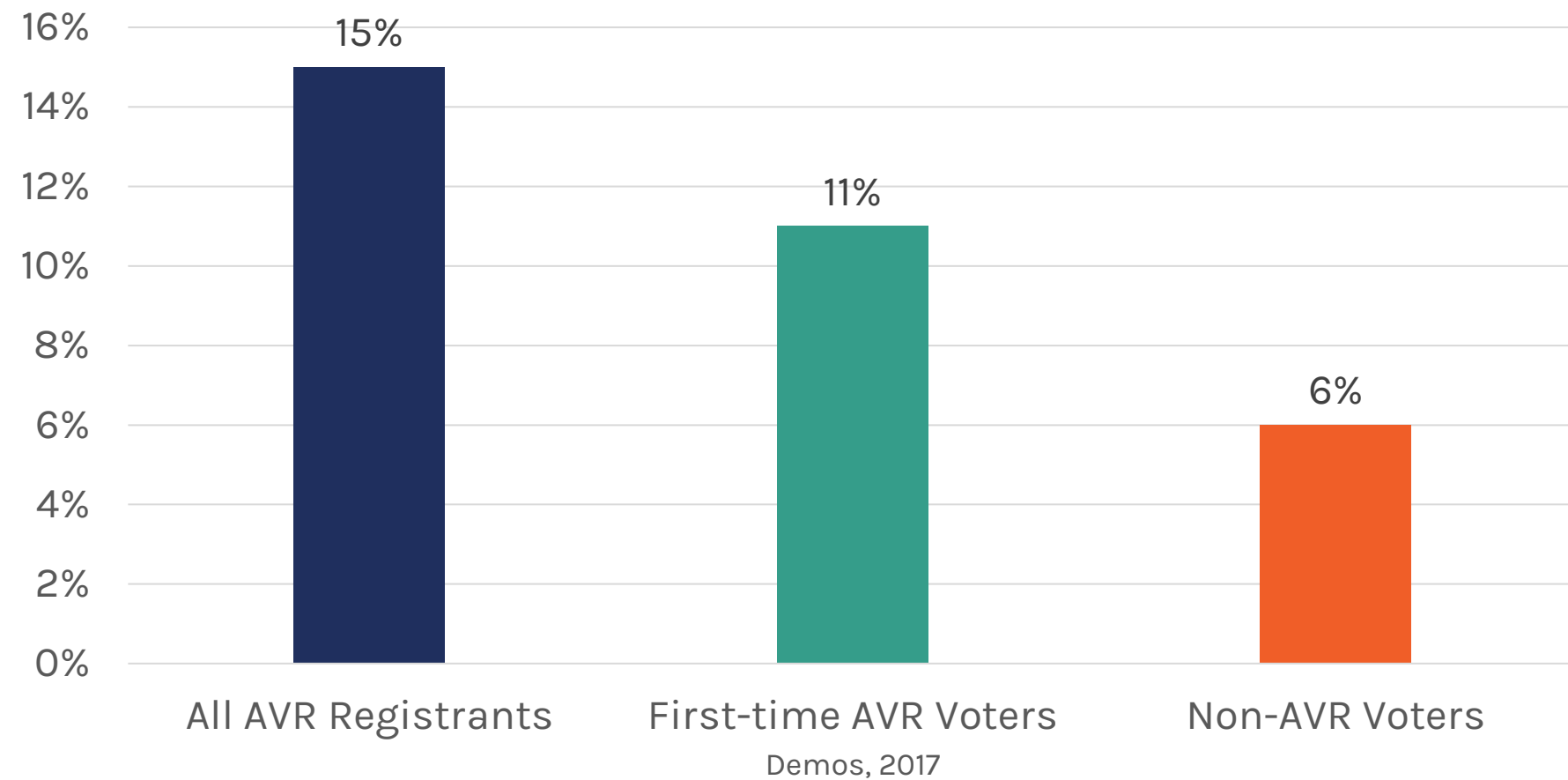
AUTOMATIC VOTER REGISTRATION

H.R.1 / S.1 requires states to automatically register eligible, unregistered citizens to vote (AVR)

After implementing the first AVR program in the nation, Oregon added more **Black and brown voters** to the registration rolls.

Voter turnout also increased by **4 percentage points (64% to 68%)** between 2012 and 2016, the highest of any state. Demos estimates AVR is responsible for **2-3 percentage points** of that increase.

Share of Registrants and Voters Who Were People of Color, Oregon 2016



AUTOMATIC VOTER REGISTRATION

H.R.1 / S.1 requires states to automatically register eligible, unregistered citizens to vote (AVR)

In October 2020, the **Georgia** Secretary of State reported **7.6 million** registered voters in the state, **5 million** of which came through AVR.

Millions of those voters are **Georgians of Color**, including **hundreds of thousands** of new voters of color that were added to the registration rolls between **2014 and 2020**, thanks in part to AVR.

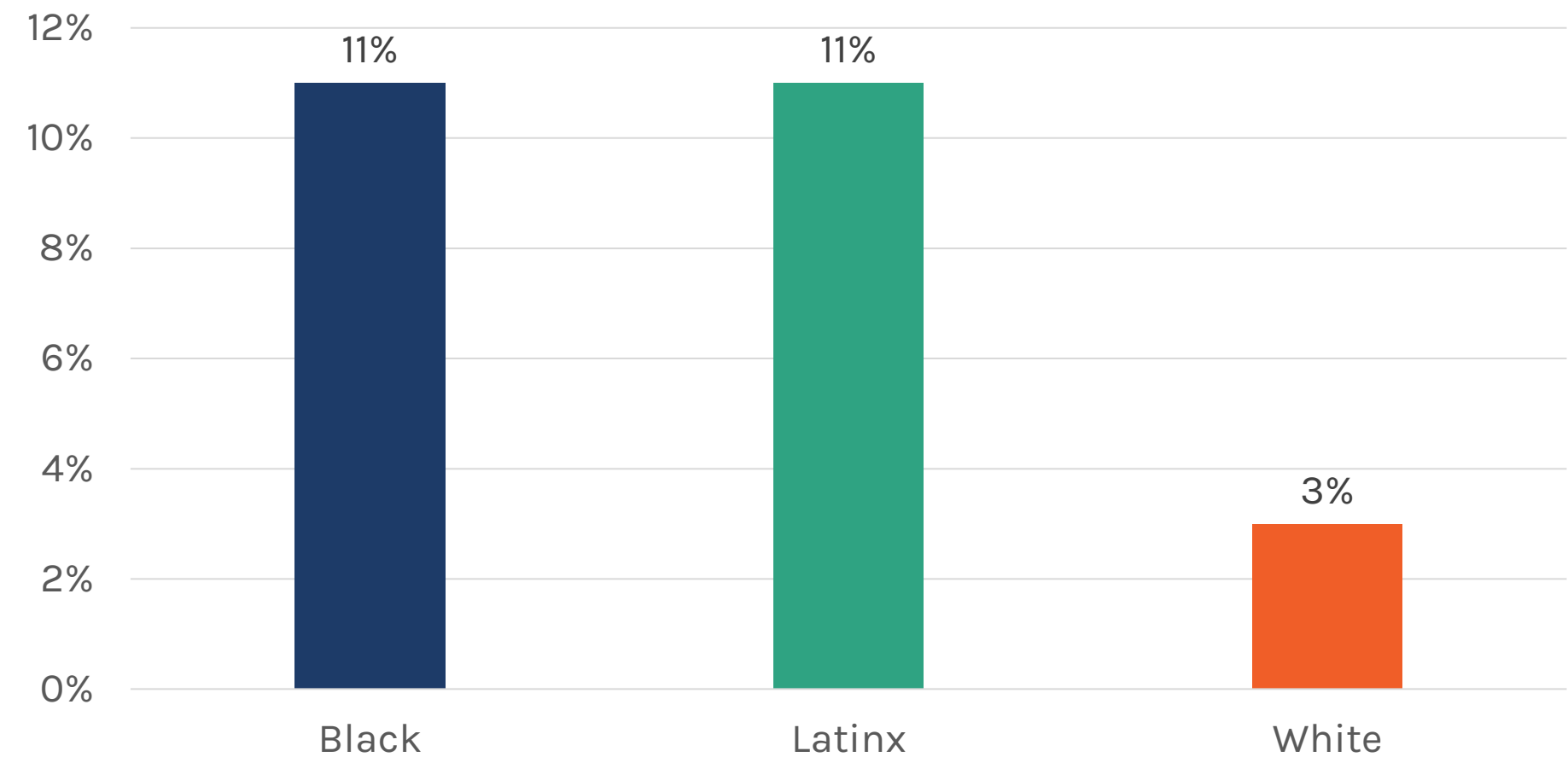
The 2020 margin of victory for the presidency was less than **12,000 votes** in **Georgia** – meaning voters of color added through AVR likely made a decisive difference.

SAME DAY REGISTRATION

H.R.1 / S.1 requires states to allow voters to register and vote on the same day (SDR) during early voting and on Election Day

Registration deadlines before early voting and Election Day disproportionately disenfranchise would-be **Black and Latinx** voters.

Americans Who Report Missing the Registration Deadline When Trying to Vote Most Recently



PRRI Voter Engagement Survey, 2018

SAME DAY REGISTRATION

H.R.1 / S.1 requires states to allow voters to register and vote on the same day (SDR) during early voting and on Election Day

↑ **10pp**

Turnout among young voters ages 18-24 due to SDR

Recent research finds that SDR increases turnout among **voters ages 18-24**—the most diverse generation in history—by **10 percentage points** and increases the youth share of the electorate by **1.4 percentage points**, more than any other age group.

Hill and Grumbach, 2019

↑ **1.4pp**

Increase in Gen Z share of the electorate

Forthcoming research from Demos finds that voter turnout among **Black** and **Latinx** voters in states that have SDR is higher than in states that without SDR.

Demos, forthcoming (2021)

ELIMINATING DISCRIMINATORY VOTER ID

H.R.1 / S.1 requires states to permit voters to submit a sworn written statement to meet identification requirements for voting in federal elections

Voter ID laws disproportionately disenfranchise **Black and brown voters**, especially young voters, who are less likely than white voters to have photo ID and for whom the costs of obtaining voter ID are more burdensome.

ELIMINATING DISCRIMINATORY VOTER ID

H.R.1 / S.1 requires states to permit voters to submit a sworn written statement to meet identification requirements for voting in federal elections

1.8
million

17.3%, or **1.2 million Black youth** and 8.1%, or **600,000 Latinx youth**, compared to just 4.7% of white youth (ages 18-29) reported not voting because they didn't have the proper ID.

(Black Youth Project, 2012)

2.5
million

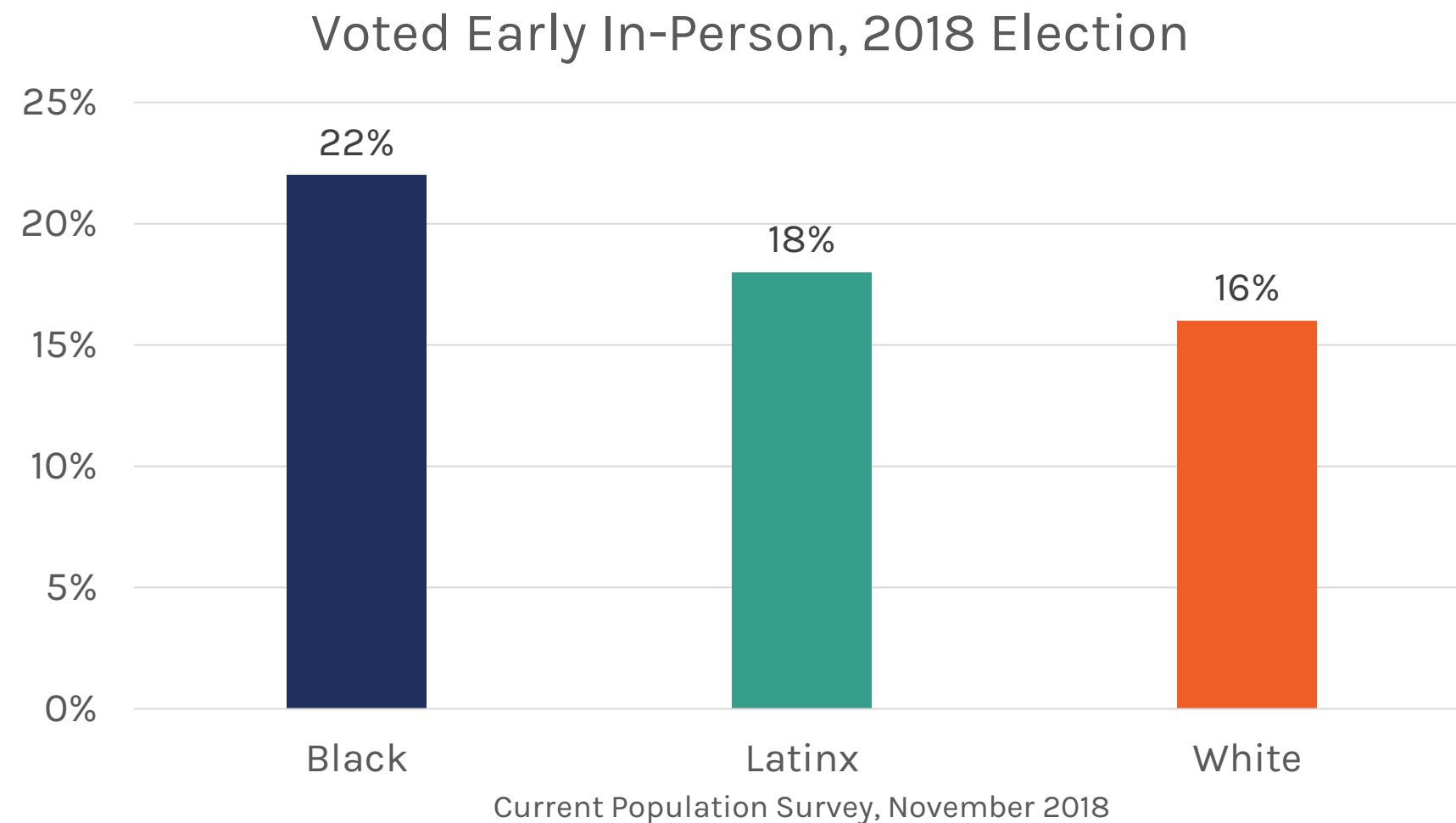
Among youth ages 18-29 who registered but did not vote, 28% of youth of color, or **about 2.5 million young, voting eligible, registered voters of color**, reported having problems with voter ID, compared to 17% of white youth. (CIRCLE, 2016)

14pp

In Texas, people of all ages without voter ID were **14 percentage points less likely to vote** than they were in elections without strict voter ID. Voters without ID are **disproportionately Black and Latinx**. (Fraga and Miller, 2018)

EARLY VOTING

H.R.1 / S.1 requires states provide at least 15 consecutive days of early voting and ensures early voting locations are accessible



Black and **Latinx** voters are more likely to take advantage of early, in-person voting options than white voters.

In **2020**, the share of **Black voters** saying they planned to vote early in person or by mail jumped by **25 percentage points** over **2016**, from 42% to 66%.

Cooperative Congressional Election Study Poll, 2020 - via FiveThirtyEight

VOTE BY MAIL

H.R.1 / S.1 will prohibit states from erecting eligibility requirements for voters wishing to vote by mail (VBM) in federal elections, making VBM more accessible to Black and brown voters

65.6 million

Americans voted by mail in 2020, including many Black and brown Americans

24%

Of all ballots in 2016 were cast by mail

41%

Of all ballots in 2020 were cast by mail

Vote by mail systems in most states do not work equally well all communities. **Black and brown voters** face difficulties accessing VBM ballots, burdensome requirements for casting their ballots and restrictions on returning them, and higher rates of rejection of completed VBM ballots.

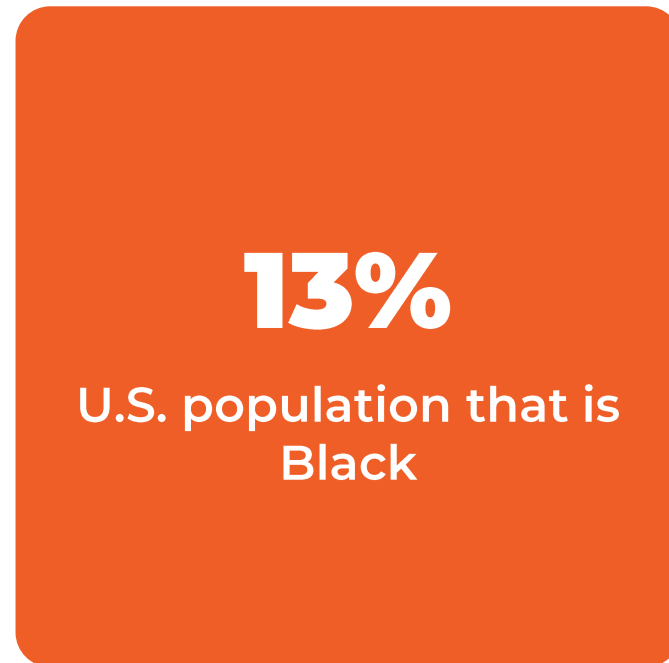
With more voters of all races and ethnicities interested in voting by mail after the 2020 elections, we need **racially equitable** VBM systems.

U.S. Elections Project, 2020

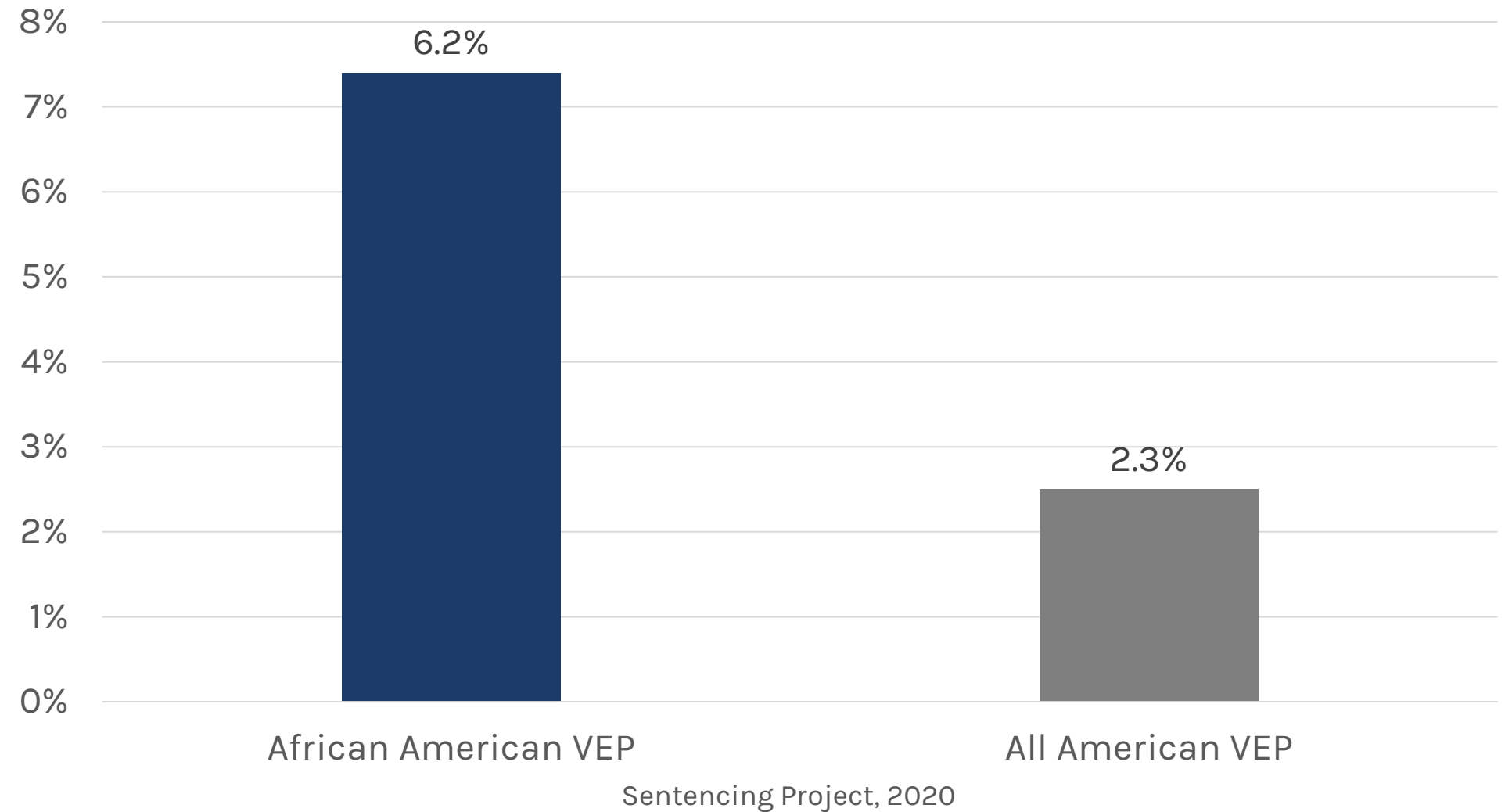
VOTING RIGHTS RESTORATION

H.R.1 / S.1 will restore the voting rights of those not currently incarcerated for a felony conviction

Felony disenfranchisement laws are racist in their roots and discriminatory in their impact. They prevent **5.2 million people**, disproportionately **Black and brown people**, from voting nationwide.



Felony Disenfranchisement Rate Among Voting Eligible Population, 2016



VOTING RIGHTS RESTORATION

H.R.1 / S.1 will restore the voting rights of those not currently incarcerated for a felony conviction

1.7 million

Black & Latinx people

would be re-enfranchised nationwide by the post-incarceration rights restoration provision of H.R.1

Sentencing Project, 2020

372k Black & Latinx Floridians



113k margin of victory in 2016 Presidential race

120k Black & Latinx Georgians



55k margin of victory in 2018 Governors race

15k Black & Latinx Wisconsonites



23k margin of victory in 2016 Presidential race

205k Black & Latinx Texans



215k margin of victory in 2018 Senate race

PROVISIONAL BALLOTS

H.R.1 / S.1 requires that all provisional ballots cast by eligible voters be counted

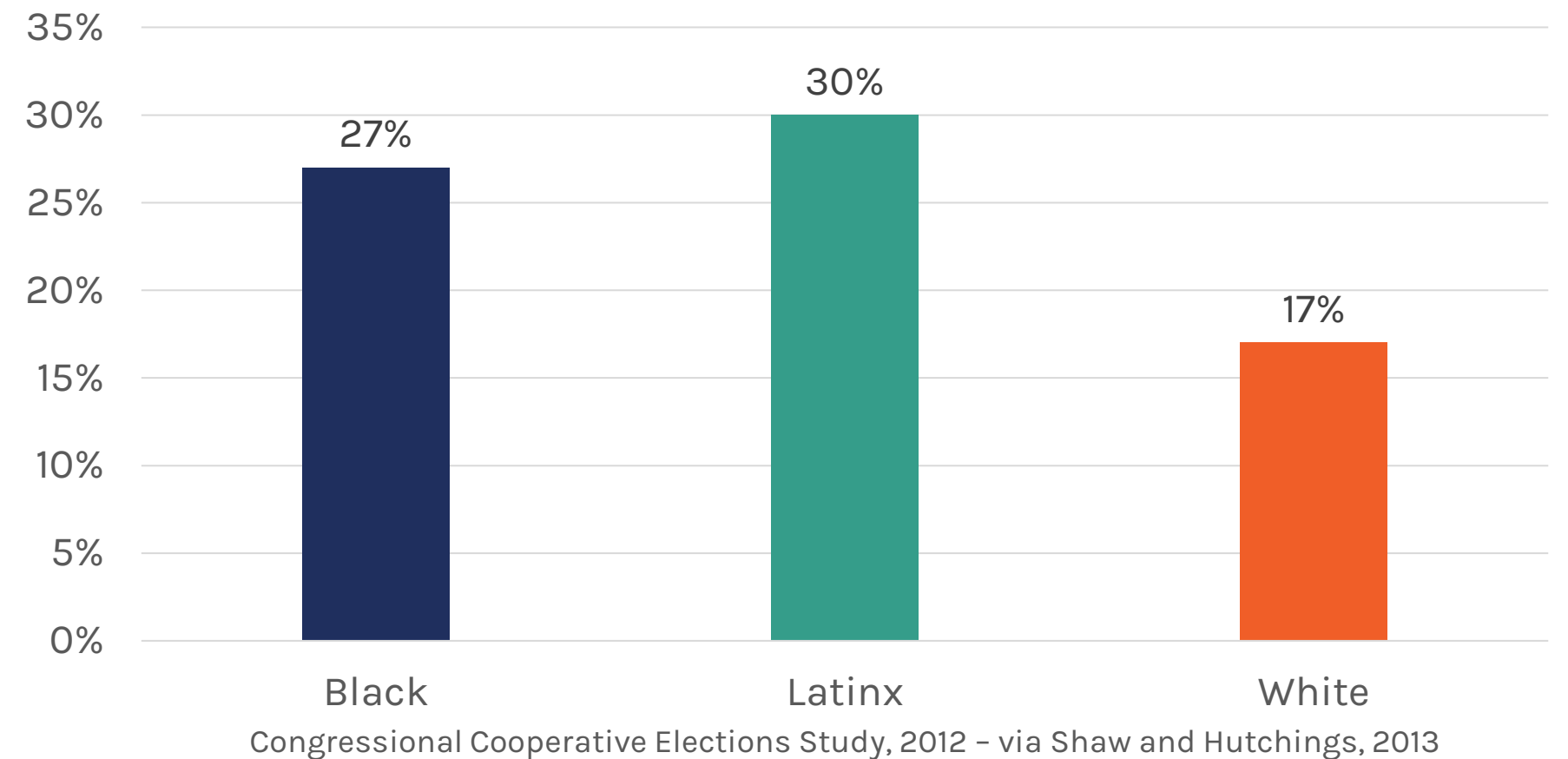
Provisional Ballots are cast at higher rates in counties with larger **populations of color**, and **voters of color** may be more likely to have to cast provisional ballots.

Center for American Progress, 2014

29%
of provisional ballots cast nationwide were not counted in 2016

30%
of provisional ballots cast nationwide were not counted in 2018

Share of Voters Encountering Problems at the Polls Who Had to Cast a Provisional Ballot, 2012



BANNING 'USE IT OR LOSE IT' VOTER PURGES

H.R.1 / S.1 protects voters from being purged for not voting

Voter purges remove tens of thousands of eligible voters from the voter rolls. Mass purges based on faulty data disproportionately impact **Black and brown communities.**

BANNING 'USE IT OR LOSE IT' VOTER PURGES

H.R.1 / S.1 protects voters from being purged for not voting

234,000

Wisconsin Voters

Would have been removed from the rolls in **2020** by a conservative lawsuit challenging the eligibility of voters who did not respond to a mailer.

The margin of victory in the **2020** presidential race in Wisconsin was **20,600** votes. In **2016** it was **23,000** votes.

67%

of Wisconsin's Black voters live in Milwaukee County, where the most purge mailers were sent

37%

of Wisconsin's Latinx voters live in Milwaukee County, where the most purge mailers were sent

WASHINGTON, D.C. STATEHOOD

H.R.1 / S.1 includes findings in support of D.C. Statehood

At **63% residents of color**, D.C. would become the state with the second highest share of people of color in the nation.

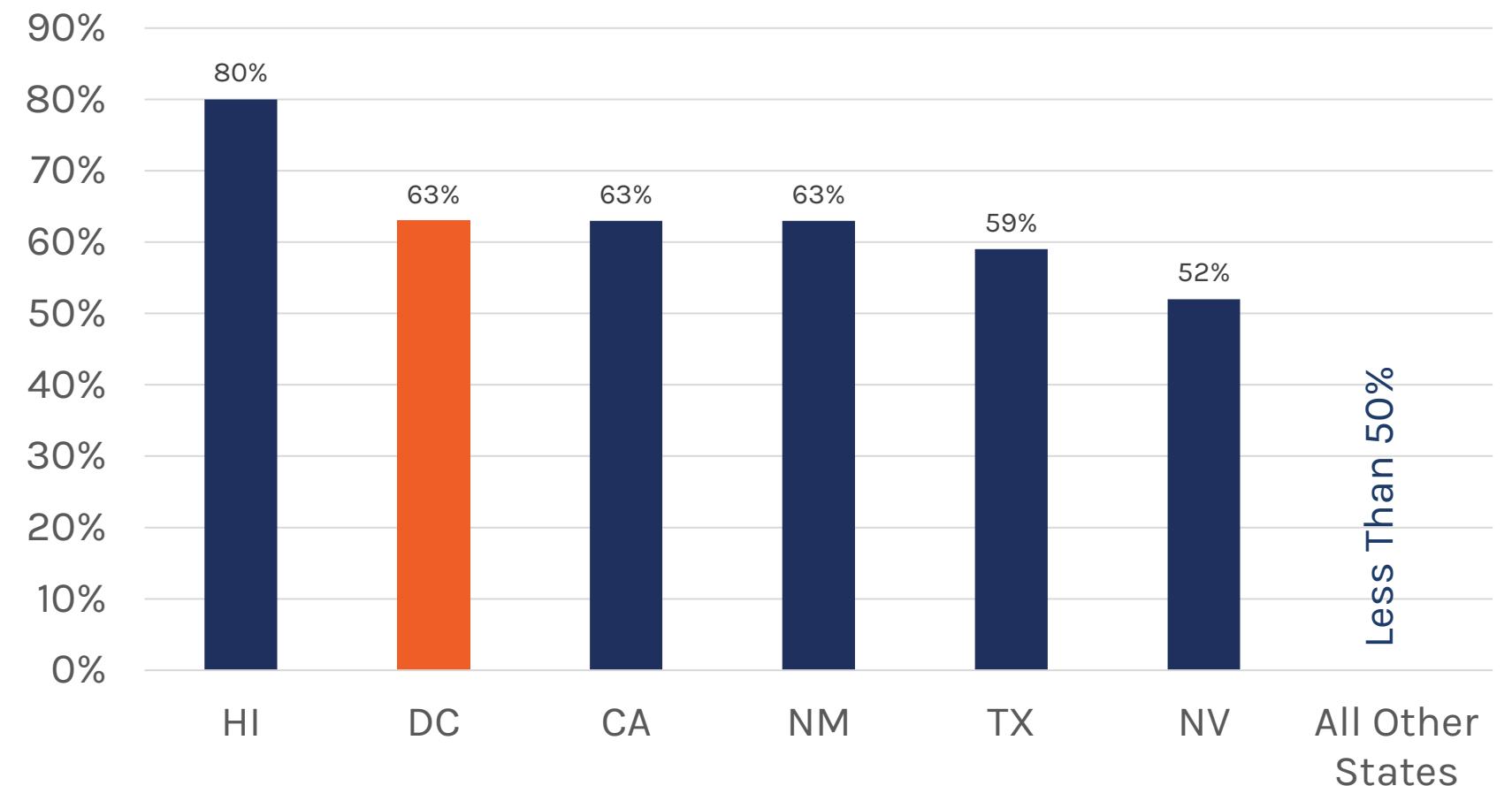
With statehood, nearly half a million (**447k**) **Black and brown Washingtonians** would gain voting representation in Congress and full autonomy over their budgets and policymaking enjoyed by the states.

+ 2 to 3

Congresspeople of Color

2 Senators of Color = a 22% increase from 116th Congress)

Population of Color, U.S. States



TERRITORIAL VOTING RIGHTS

H.R.1 / S.1 includes findings in support of & establishes a Congressional Task Force on territorial voting rights

3.6 M
Residents of the U.S. Territories
More than the populations of 21 U.S. States

90+%
People of Color

For over a century **Puerto Ricans, Guamanians, U.S Virgin Islanders, American Samoans,** and **Northern Mariana Islanders** have had no voting representation in Congress and lacked full autonomy over their budgets and policymaking.

The residents of the territories have an international right to sovereignty and self determination under the United Nations Declaration of Human Rights.

POLICY AREA: FIGHTING BIG MONEY IN POLITICS

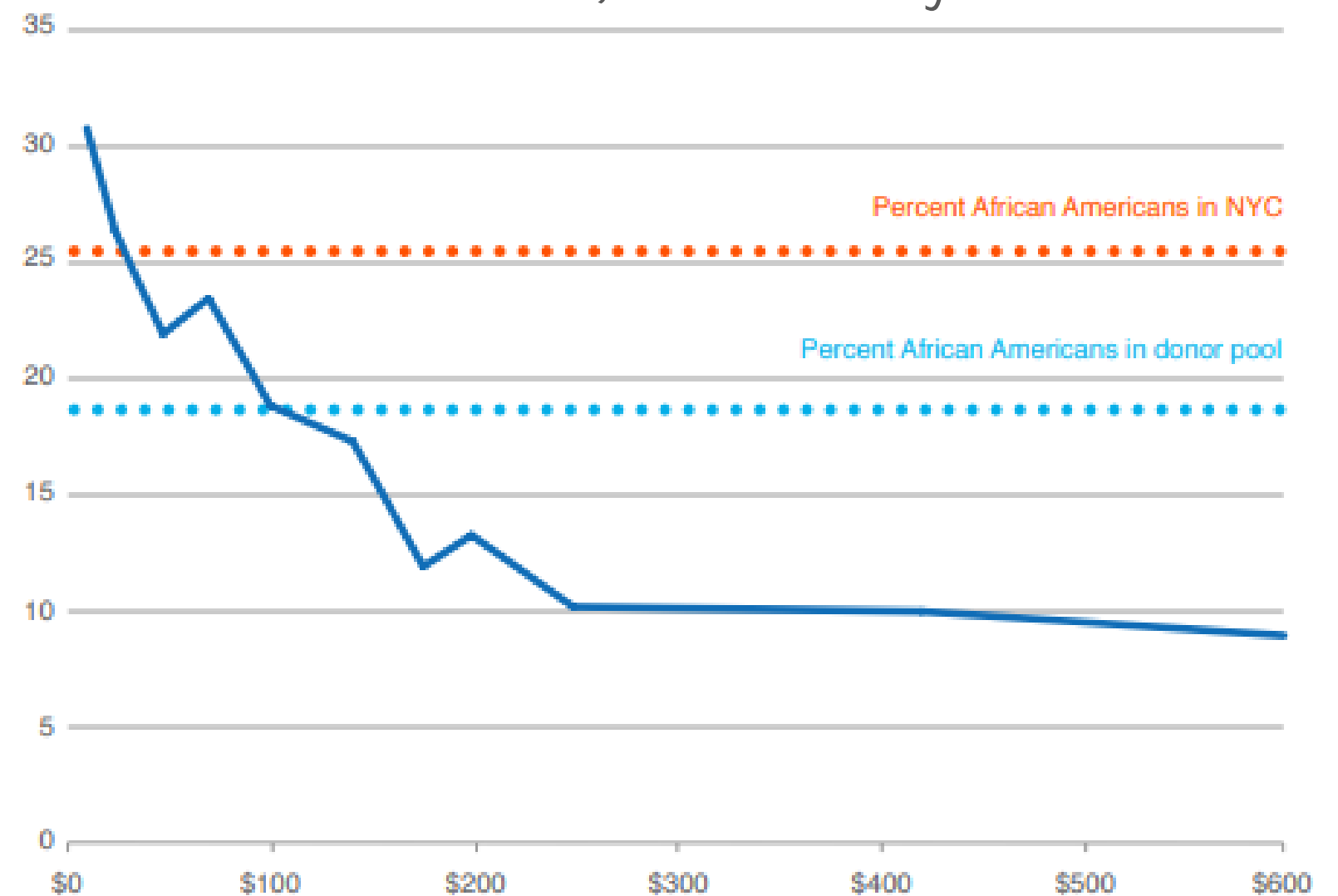
Big money in politics makes it much harder for **Black and brown people** to build and exert political power, to effectively advocate for their interests, and to run for and win elected office.

POLICY AREA: FIGHTING BIG MONEY IN POLITICS

Black and brown people exhibit robust democratic participation, including charitable and political giving.

But large donors skew sharply white due to racial wealth disparities driven by historic and current discrimination.

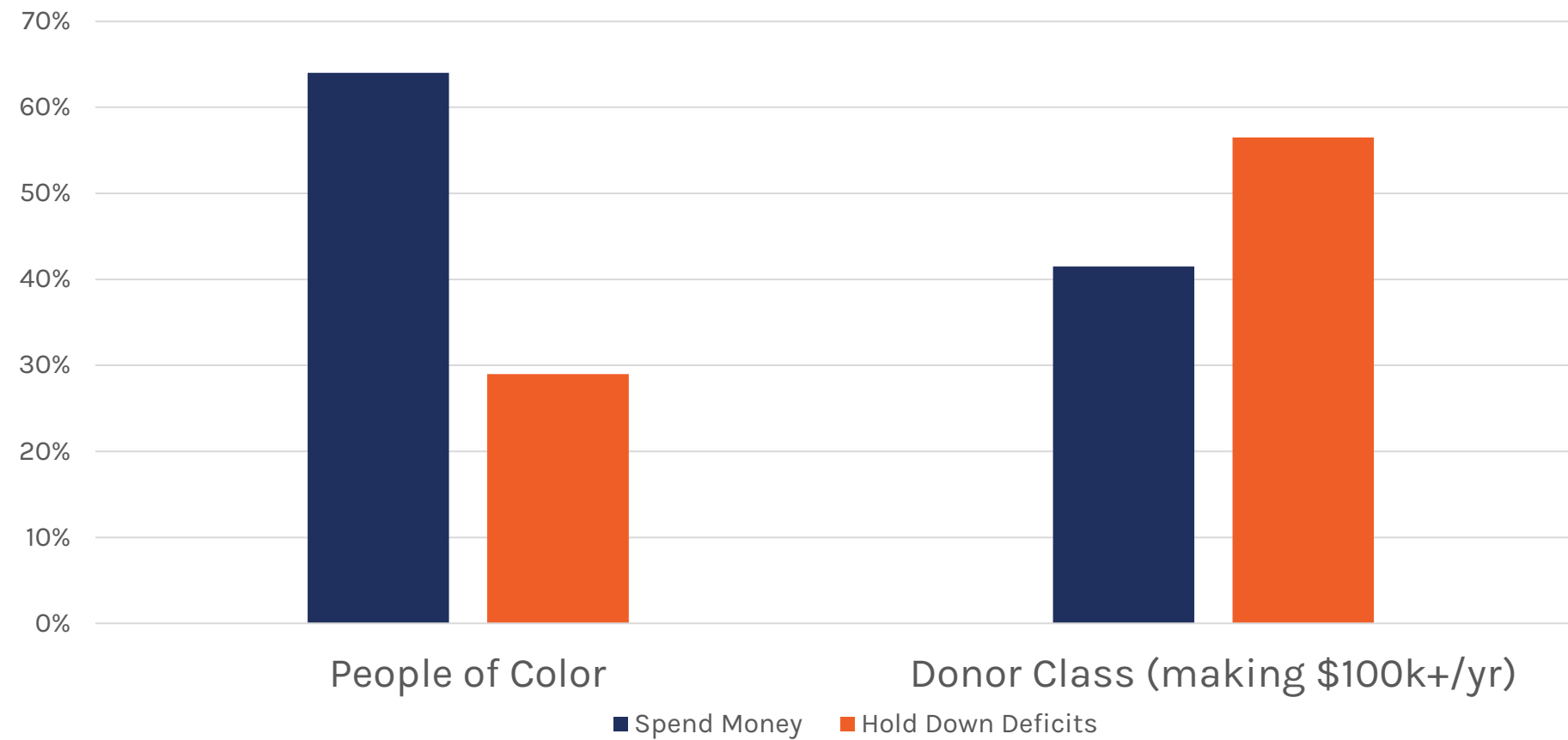
African American Share of Contribution by Donation Level, New York City 2009



Public Campaign, 2009 - via Demos, 2015

POLICY AREA: FIGHTING BIG MONEY IN POLITICS

Views on Creating Jobs vs. Holding Down Deficit,
by Race and Income



Post-ABC Poll: December Monthly - via Demos, 2015

The largely white donor class has sharply different priorities than **Black and brown voters**, especially on the role government should play in creating a fair economy.

BUILDING A SMALL DONOR DEMOCRACY

H.R.1 / S.1 creates a publicly financed matching system to build the power of small donors in our elections

12-24x

In New York, **24 times** more small donors in the predominately **Black neighborhood** of Bedford-Stuyvesant, **23 times** more in **Chinatown**, and **12 times** more in the heavily **Latinx neighborhoods** of Upper Manhattan and the Bronx gave money to candidates for the city council, a publicly-financed system, than for the state assembly. (Brennan Center for Justice & Campaign Finance Institute, 2012)

↑ 46%
4x

In Seattle in 2017, the first cycle Democracy Dollars was in effect, the **share of donations from majority of color neighborhoods increased by 46 percent** when considering voucher donors, as compared to cash donors. Voucher donors also better reflected the age, gender, and income diversity of Seattle than cash donors. **Four times as many people of color** ran for open city council seat 8 as ran when the at-large seat was last open in 2009, and a candidate of color won. (Every Voice & Win | Win, 2018)

CT

Once **Connecticut** introduced a grant-based public financing system, the legislature passed a slate of policies that helped working families including a statewide **EITC**, a **minimum wage increase**, and the country's first statewide **paid sick days policy**. (Demos, 2015)



The individual policies of **H.R.1 / S.1 are powerful, but as a package, they are **transformative** and will advance a more racially equitable, **inclusive democracy**.**

Sources

- Adam Lioz, “Stacked Deck: How the Racial Bias in Our Big Money Political System Undermines Our Democracy and our Economy,” *Demos*, July 23, 2015, <https://www.demos.org/research/stacked-deck-how-racial-bias-our-big-money-political-system-undermines-our-democracy-and>.
- Alex Vandermaas-Peeler, Daniel Cox, Molly Fisch-Friedman, Rob Griffin, and Robert P. Jones, “American Democracy in Crisis: The Challenges of Voter Knowledge, Participation, and Polarization,” Public Religion Research Institute, July 17, 2018, <https://www.prrri.org/research/American-democracy-in-crisis-voters-midterms-trump-election-2018/>.
- Bernard L. Fraga and Michael G. Miller, “Who Does Voter ID Keep From Voting?” (working paper), December 14, 2018, https://www.dropbox.com/s/lz7zvtyxxfe5if8/FragaMiller_TXID_2018.pdf?dl=0.
- Cathy J. Cohen and Jon C. Rogowski, “Black Millennials in America,” *Black Youth Project*, 2015, 38, <http://blackyouthproject.com/wp-content/uploads/2015/11/BYP-millennials-report-10-27-15-FINAL.pdf>.
- Charlotte Hill and Jacob Grumbach, “An Excitingly Simple Solution to Youth Turnout, for the Primaries and Beyond,” *The New York Times*, June 26, 2019, <https://www.nytimes.com/2019/06/26/opinion/graphics-an-excitingly-simple-solution-to-youth-turnout-for-the-primaries-and-beyond.html>.
- Chris Uggen, Ryan Larson, Sarah Shannon, Arleth Pulido-Nava, “Locked Out 2020: Estimates of People Denied Voting Rights Due to a Felony Conviction,” Sentencing Project, October 2020, <https://www.sentencingproject.org/publications/locked-out-2020-estimates-of-people-denied-voting-rights-due-to-a-felony-conviction/>.
- CIRCLE analysis of 2016 Survey of the Performance of American Elections, <https://circle.tufts.edu/our-research/broadening-youth-voting#disparities-in-youth-voting>.
- Current Population Survey, U.S. Census Bureau, November 2014, 2016, 2018 Voting and Registration Supplements, <https://www.census.gov/topics/public-sector/voting/data/tables.All.html>.
- Daron Shaw and Vincent Hutchings, “Report on Provisional Ballots and American Elections, for the Presidential Commission on Election Administration,” June 21, 2013, http://web.mit.edu/supportthevoter/www/files/2013/08/Provisional-Ballots-Shaw-and-Hutchings.docx_.pdf.
- Domenico Montanaro, “Poll: Despite Record Turnout, 80 Million Americans Didn’t Vote. Here’s Why,” NPR, December 15, 2020, <https://www.npr.org/2020/12/15/945031391/poll-despite-record-turnout-80-million-americans-didnt-vote-heres-why>.
- Elisabeth Genn, Michael J. Malbin, Sundeep Iyer, and Brendan Galvin, “Donor Diversity Through Public Matching Funds,” *Brennan Center for Justice* and *The Campaign Finance Institute*, 2012, 4 <http://www.cfinst.org/pdf/state/NY/DonorDiversity.pdf>.
- “First Look: Seattle’s Democracy Voucher Program,” Every Voice and Win | Win, November 15, 2017, <https://everyvoice.org/press-release/report-seattle-democracy-vouchers-success>.
- Geoffrey Skelly, “A Record Number of Black Americans Could Vote Early This Year,” *FiveThirtyEight*, September 21, 2020, <https://fivethirtyeight.com/features/a-record-number-of-black-americans-could-vote-early-this-year/>.
- “Georgia Easy Voter Registration Options Break New Records,” Georgia Secretary of State, October 2020, https://sos.ga.gov/index.php/elections/georgia_easy_voter_registration_options_break_new_records.
- Joshua Field, Charles Posner, and Anna Chu, “Uncounted Votes: The Racially Discriminatory Effects of Provisional Ballots,” Center for American Progress, October 2014, <https://cdn.americanprogress.org/wp-content/uploads/2014/10/ProvisionalBallots-report.pdf>.
- Michael McDonald, U.S. Elections Project, <https://electproject.github.io/Early-Vote-2020G/index.html>.
- Sean McElwee, Brian Schaffner, & Jesse Rhodes, “Automatic Voter Registration in Oregon,” *Demos*, 2017, <https://www.demos.org/policy-briefs/oregon-automatic-voter-registration>.